Table of Contents

Scholarships in Naviance Student
College-Specific Scholarships
National Scholarship Search
Scholarship Search
Favorite Scholarships
College Profiles

Overview

Naviance Student provides a variety of tools to help you find best-fit scholarships. Use this reference guide to learn how to easily locate and manage scholarship opportunities.

Scholarships in Naviance Student

Access

After logging into your *Naviance Student* account, you can access scholarship features by going to **Colleges**, and selecting a choice from the **Scholarships & Money** section. There are four Scholarships pages:

- **College-Specific Scholarships:** Displays college-specific merit scholarships based on academic data.
- **National Scholarship Search:** Matches you to Sallie Mae scholarships (external link).
- **Scholarship Search:** Displays scholarships curated and/or created by your school. Use *Scholarship Search* to find best-fit scholarships based on your unique demographic and academic profile, and personal interests.
- **Favorite Scholarship:** Displays scholarships that have been added for you by your school, scholarships you have selected using the *Favorite* feature and your scholarship discovery activity in *Naviance Student*. Use *Favorite Scholarships* to manage, edit, and track your scholarship applications.

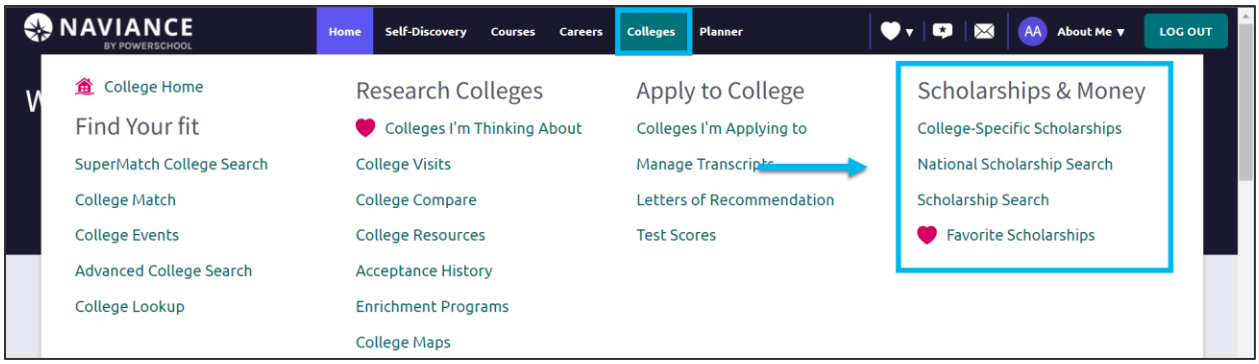

Left Navigation Menu. Once you have entered a scholarships page, use the left navigation menu to navigate between scholarship pages.

© 2021 PowerSchool. All rights reserved worldwide.

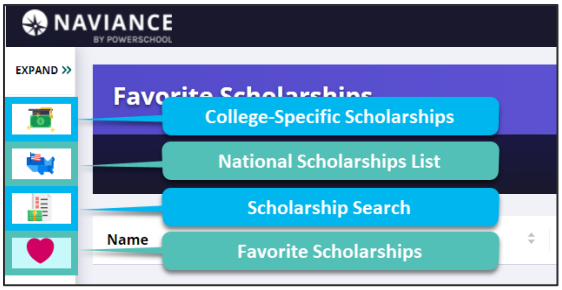

College-Specific Scholarships

College-Specific Scholarships displays a list of merit-based scholarships from participating colleges for which you may meet the residency and academic eligibility requirements. When applying to colleges with merit-based scholarships, most will automatically consider you if you meet the criteria. This section is informational only and is meant to help you identify colleges that may assist you in paying for college.

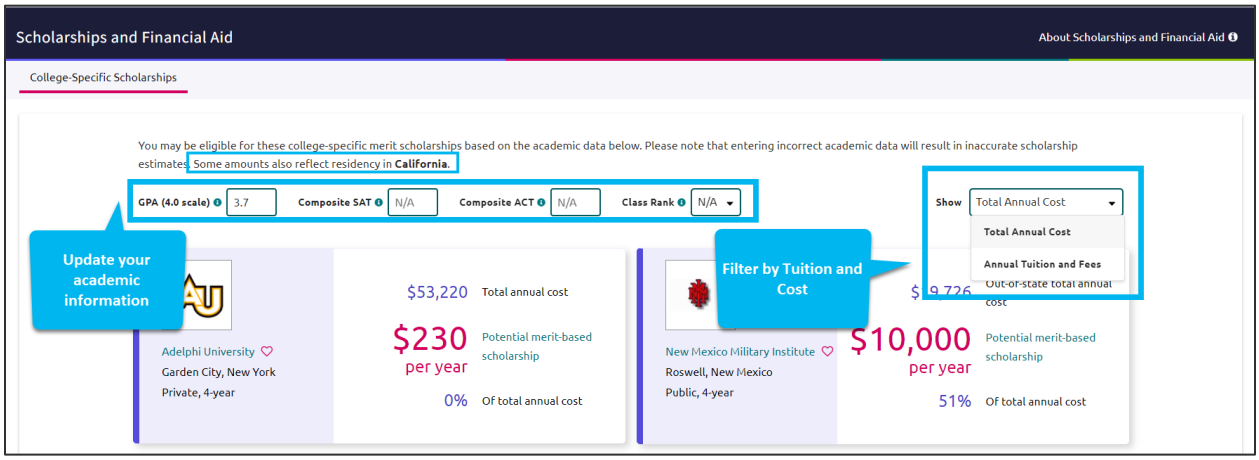

- You can **update your academic information manually** using the fields for those same items to preview how changes to your academic data may change the types of scholarship opportunities available to you.
- Scholarships will **match based on this academic information plus residency requirements.**
    - For example, if you live in California, a scholarship that requires Pennsylvania residency will not display. The top of the page informs you as to what state is identified as your residence. This is driven by your Naviance address on file. If you do not have an address on file in Naviance, the residency will be based on your school's address.
- Scholarships are randomized and will show in different orders each time you visit or refresh the page.
- If you do not see college-specific scholarships offered for a college of interest in Naviance, you may want to check directly on their website.
- To be considered for a college-specific scholarship, you must apply to the college that is offering it. There is no additional action related to the scholarship to take in Naviance.

© 2021 PowerSchool. All rights reserved worldwide.

- From the scholarship cards, you can access the college profile and favorite the institution. Favoriting the institution may also lead to an invitation to connect with that institution.
- The cost information shown on the scholarship cards includes:
    - Total annual cost or annual tuition and fees (based on the Show drop-down)
    - Potential scholarship amount
    - Percent of the total annual cost or annual tuition and feeds (based on the Show drop-down)

National Scholarship Search

National Scholarship Search connects you to an external site hosted by **Sallie Mae** that provides a list of potential scholarship matches based on your personal criteria from *Naviance Student*.

Use the profile form to update your details and select **Find Matching Scholarships** to continue. You can use this site to create a set of Favorites (separate from those in Naviance Student).

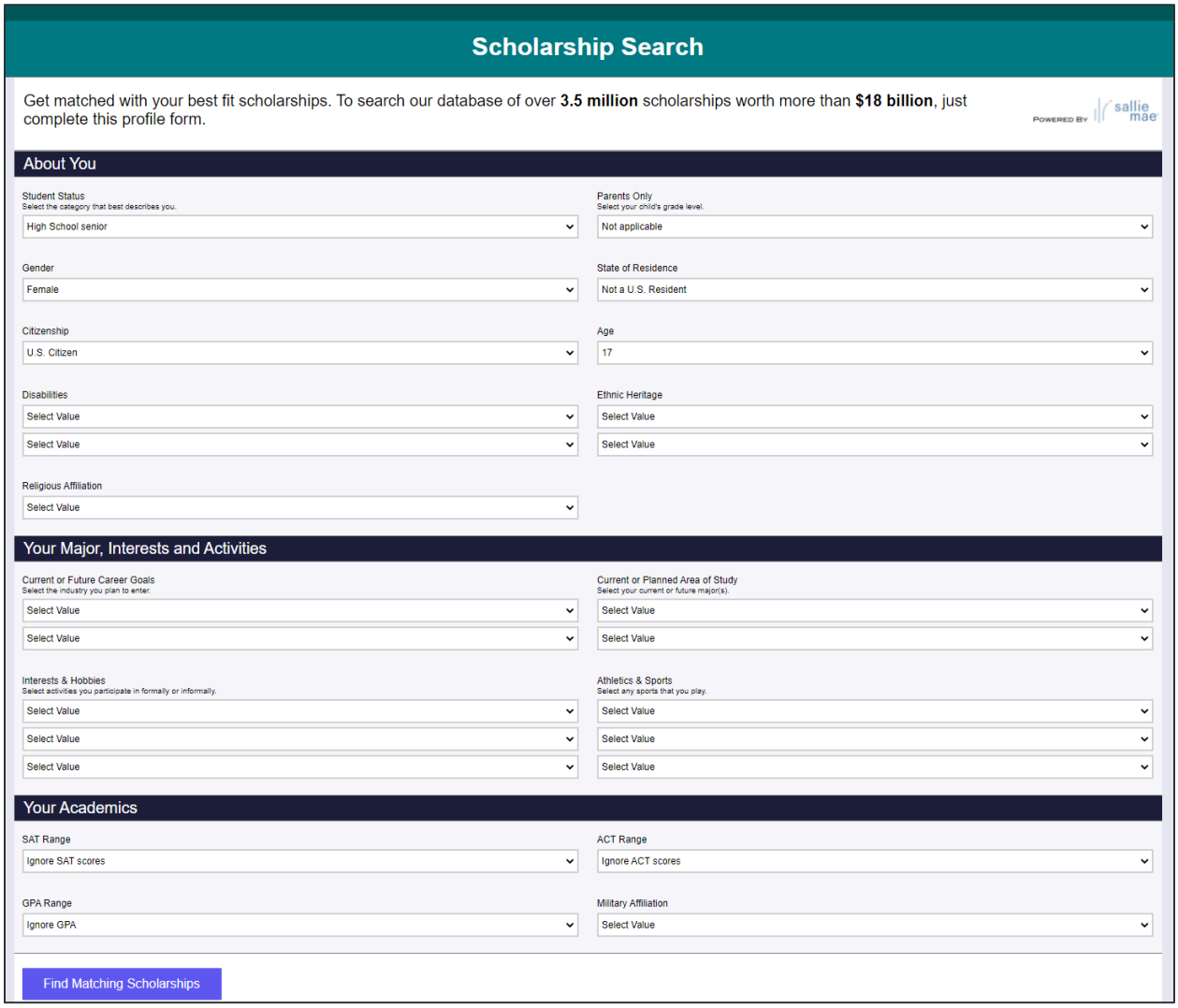

© 2021 PowerSchool. All rights reserved worldwide.

Scholarship Search

You can discover and save scholarships curated and created by your school from *Scholarship Search*. The scholarships displayed are pulled based on information from your academic profile. Use *Match and Filter* to apply different criteria and display alternate scholarship results.

Scholarship Discovery

- Use the **Search all scholarships** box to find scholarships by name or keyword.
- Use the **Sort by** dropdown to sort scholarships by *deadline*, *award amount*, or *recently updated*.
- Select the **Scholarship name** to view a scholarship's description, matching criteria, and categories.
- Select **Full Details** to display the scholarship's full details.
- Selecting **Favorite** adds the scholarship to your *Favorite Scholarships* list. Scholarships that have already been added to your *Favorite Scholarships* list will display as *Favorited*.

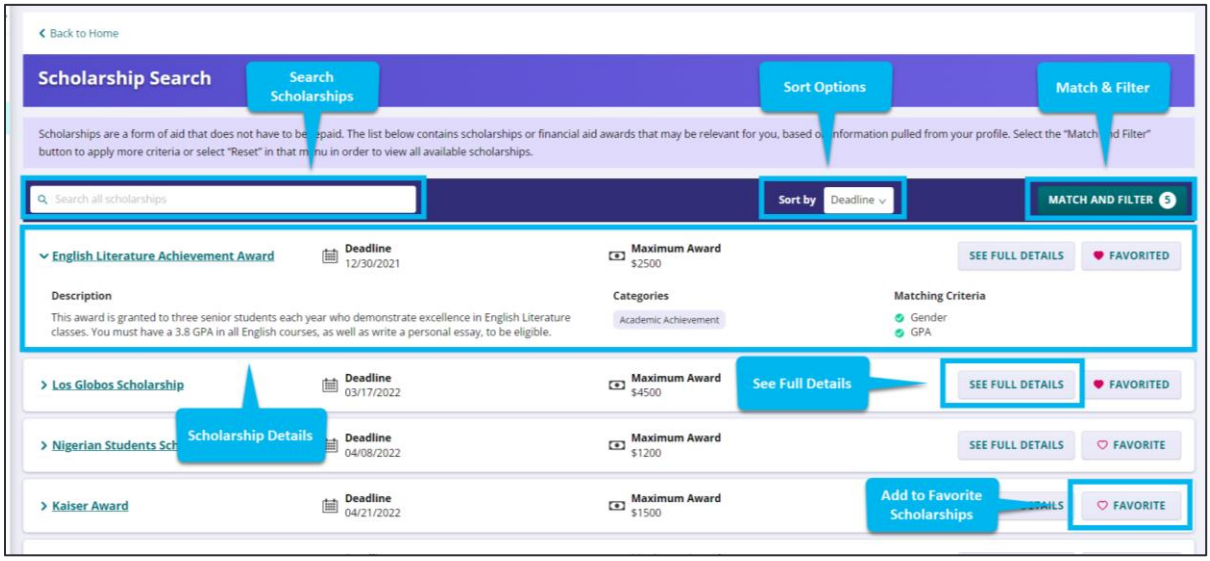

Match and Filter

Match and Filter uses your available demographic and academic data to auto-match you to best fit scholarships. You can customize your *Match and Filter* settings by adding, editing, or removing matching criteria. You can also use this feature to indicate additional personal interests and unique characteristics to match with more scholarships. To view all scholarships, select *Reset* to remove all matching criteria.

To update *Match and Filter* criteria:

1. Select **Match and Filter**, from the *Scholarship Search* page. *The Match and Filter drawer opens.*
2. Under the **Selected Criteria** section, you can view the auto-generated matching criteria. Remove unwanted criteria by selecting the **x** next to each option.
3. There are four sections you can use add, edit, and remove matching criteria:
    - **Demographics.** Edit details including gender, race/ethnicity, and grade-level. You can also update additional details including first-generation college student, LGBTQ+ student, and student with military parent(s).
    - **Academics.** Edit details including GPA, test scores, and class rank.
    - **Student Interests.** Edit details including athletics, organizations and clubs, and intended major.
    - **Scholarship Requirements.** Edit details including scholarship type, documents required, and citizenship status.

© 2021 PowerSchool. All rights reserved worldwide.

4. Select **Apply** to save your changes. *The updated scholarships list displays.*
5. To remove all matching criteria and view all scholarships, select **Reset**.

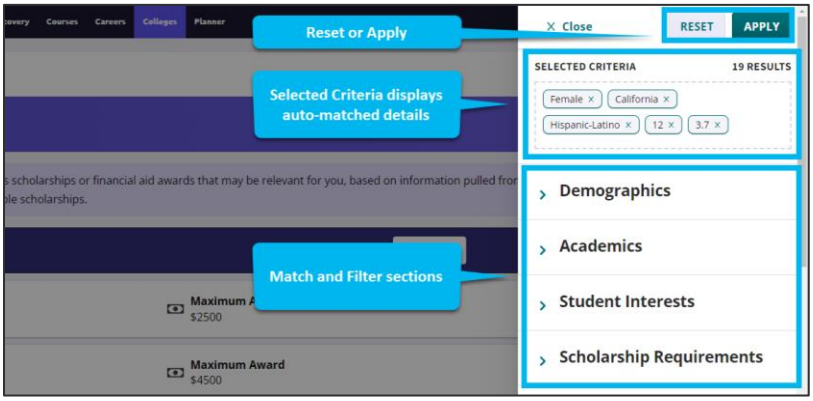

Favorite Scholarships

You can manage, track, and update your scholarship applications from your *Favorite Scholarships* list. Your Favorite Scholarships list displays scholarships that have been added for you by your school, scholarships you have selected using the *Favorite* feature and your scholarship discovery activity in *Naviance Student*.

Update Scholarship Applications

- **Award Amount.** Use the *Award Amount* field to enter a scholarship's award amount.
- **App Status.** Use the *App Status* drop-down to indicate the status of the application. Options are *Not Started*, *In Progress*, *Submitted*, and *Won't Apply*.
- **Result.** Use the *Result* drop-down to indicate the outcome of the application. Options are *Awarded, Not Awarded*, and *Unknown*.
- **Remove**. Use the *trash bin* icon to remove a scholarship from their *Favorite Scholarships* list.

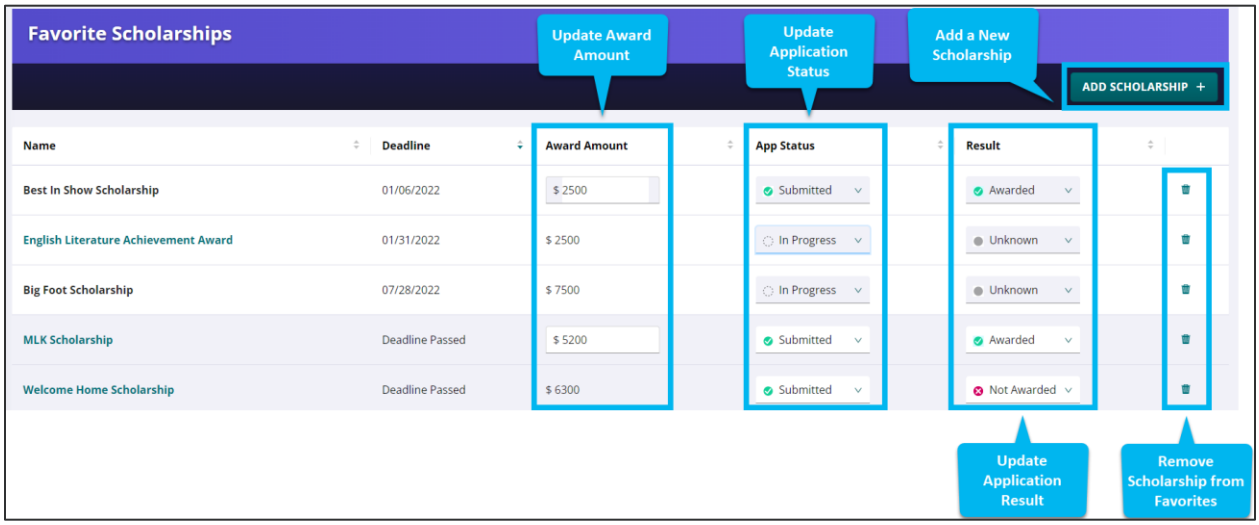

Add a Scholarship

Add a scholarship using the *Add Scholarship* feature.

To add a scholarship:

1. Select **Add Scholarship +** from the *Favorite Scholarships* page. *The Add New Scholarship drawer opens.*
2. Enter a **name for the scholarship**. **Required field.*

© 2021 PowerSchool. All rights reserved worldwide.

3. Enter a **deadline**. **Required field.*
4. Enter an **award amount**. **Required field.*
5. If have the **application status** and **result**, enter these details in the corresponding fields. *Not required fields.*
6. Select **Save Scholarship**. *The updated Favorite Scholarships list displays.*

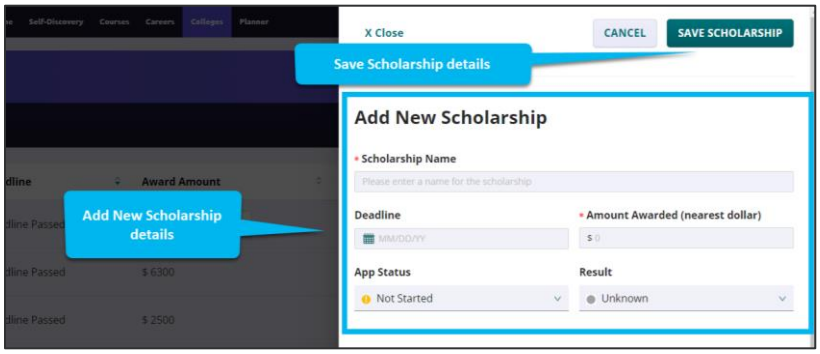

Note: Depending on your school's settings, the Add Scholarship feature may not be available to all students.

College Profiles

You can find a participating college's merit-based scholarships on their Naviance Student College Profile.

Find the college profile using the college search from the *Home* page or *Colleges* Home.

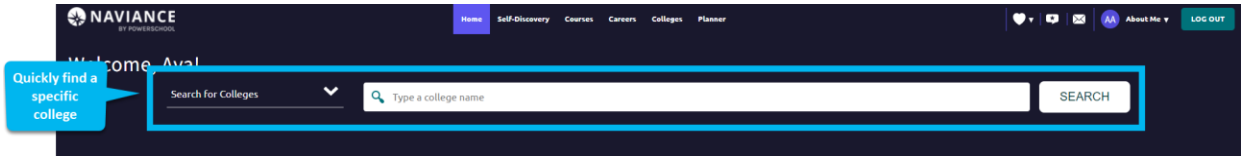

From the *Overview* section, you will see a card identifying if a merit-based scholarship may be available based on your Naviance academic criteria.

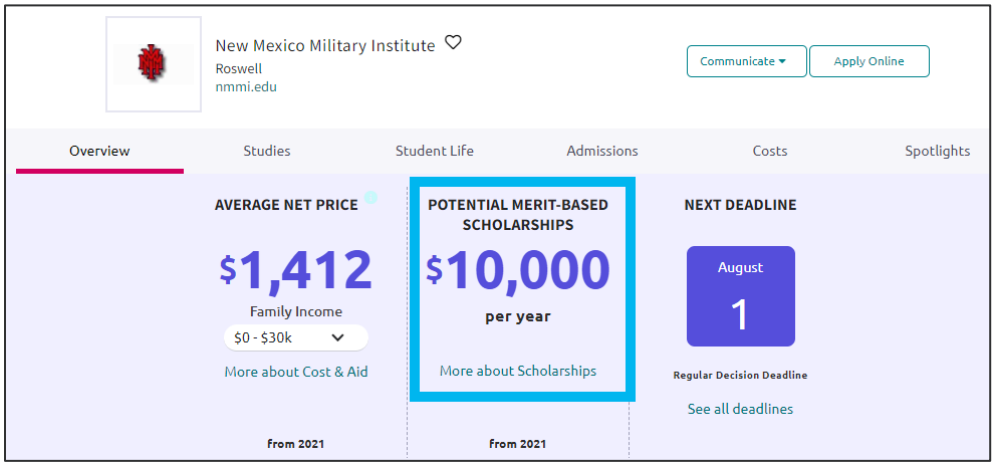

Note: If you do not see this card, either you are not a potential match, it is not a participating college, or your school has not enabled this feature for your grade level.

You will only see the information for the highest merit-based match. To see a complete list, click on **More about Scholarships**.

© 2021 PowerSchool. All rights reserved worldwide.

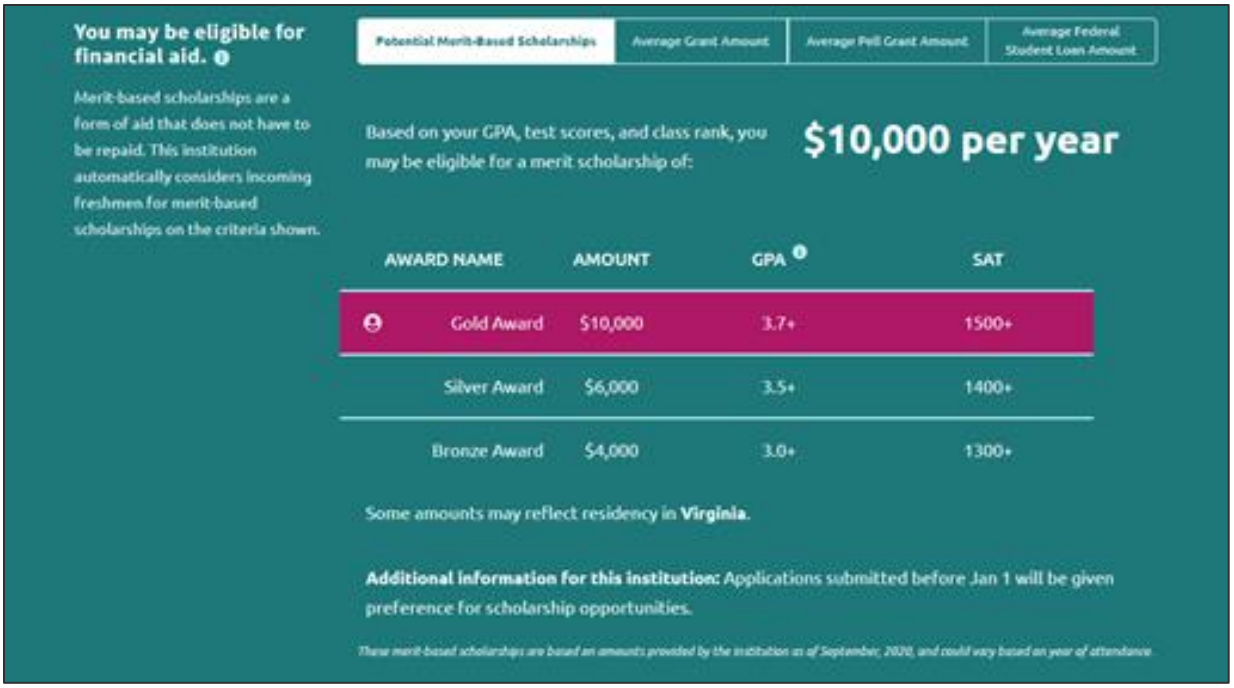

You may be eligible for financial aid.

Merit-based scholarships are a form of aid that does not have to be repaid. This institution automatically considers incoming freshmen for merit-based scholarships on the criteria shown.

Potential Merit-Based Scholarships | Average Grant Amount | Average Pell Grant Amount | Average Federal Student Loan Amount

Based on your GPA, test scores, and class rank, you may be eligible for a merit scholarship of: **$10,000 per year**

AWARD NAME	AMOUNT	GPA	SAT
Gold Award	$10,000	3.7+	1500+
Silver Award	$6,000	3.5+	1400+
Bronze Award	$4,000	3.0+	1300+

Some amounts may reflect residency in **Virginia**.

Additional information for this institution: Applications submitted before Jan 1 will be given preference for scholarship opportunities.

These merit-based scholarships are based on amounts provided by the institution as of September, 2020, and could vary based on year of attendance

Note: When you receive your best-fit colleges from SuperMatch™ you can visit a college's scholarships by selecting the college and going to More about Scholarships.

© 2021 PowerSchool. All rights reserved worldwide.